

HILFE

HOSPITAL FURNITURE AND EQUIPMENT



HILFE

HOSPITAL FURNITURE AND DEVICES FOR:

- SPECIALIST DOCTORS' OFFICES
- TREATMENT AND EXAMINATION ROOMS
- HALLS AND CORRIDORS

TABLE OF CONTENTS

ABOUT THE COMPANY	2-3
SINGLE-DOOR CABINETS MD 1	7
SINGLE-DOOR CABINETS WITH FRAMES MD 1	8
DOUBLE-DOOR CABINETS MD 2	10
DOUBLE-DOOR CABINETS WITH FRAMES MD 2	11
CABINETS WITH CHIPBOARD FACADES MD 1 SHM/ MD 2S HM	13
CABINETS FOR MEDICAL EQUIPMENT (LOCKERS) MD 1 SHM	14
CABINETS FOR MEDICAL CLOTHING MD 2 SHM series	15
AMBULANCE PATIENT TROLLEY WITH A RECEIVING DEVICE AT 100	17
PATIENT TRANSPORTATION TROLLEY MD TBN	18
PATIENT TRANSPORTATION TROLLEY MD TBL	19
MEDICAL COUCHES MD KC	20
BANQUETTES MD / MD BC	21
MEDICAL MANIPULATION TABLES MD SM / MD SP N	22
MEDICAL TREATMENT TABLES MD SP / MD SM N	24
MEDICAL TREATMENT TABLES MD CX / MD SM N	25
MEDICAL MOBILE PEDESTALS MD TP	26
MOBILE PEDESTALS WITH CHIPBOARD FACADES MD TP	28
CHANGING TABLES FOR NEWBORNS MF TD	29
MEDICAL TRIPODS KM SHDV	30
FIRST AID KITS AMD	30
AIR RECIRCULATOR IRRADIATOR U3 series	31
AIR STERILIZER H40 GP-40-01	32
THERMOSTATS -SAFES MEDICAL semiconductor type TS series	33
MEDICAL SHELVING CTM MS	34
USEFULL INFORMATION	36

ABOUT PROMET

The company is constantly improving and introducing advanced technologies and equipment: reconstructions of production areas are being carried out, new production lines are being launched.

The manufacturing philosophy is based on the principles of continuous improvement.

The quality management system has been certified in accordance with the ISO 9001 international standard since September 2001 by the DNV GL Certification Company—one of the largest and most authoritative international certification organizations.

The Hilfe medical furniture brand was founded in 2013. The entire range of Hilfe brand products meets the requirements of the Ministry of Health.





**COMPANY
FOUNDED
IN 1991**

**30
YEARS**

The thirty-year history of Promet company - is bright victories, hard work, overcoming crises and difficulties that have only made us stronger. We have achieved a lot - this is not only the recognition of the company in the market, but also the success of our partners. Now Promet is an extensive dealer network, the best professionals, modern equipment and well established processes.



38 BRANCHES



**9 FOREIGN
BRANCHES**



4 FACTORIES



**EXPORT TO 76
COUNTRIES**



**MORE THAN
3000 JOBS**

OUR PRODUCTS AND SERVICE

HILFE

The word Hilfe means «help» in German, so we develop and manufacture medical furniture that helps doctors and medical staff in organizing treatment and patient care. Patients feel comfortable and safe while waiting for an appointment, during examination and during medical procedures.

We use modern materials and technologies in steel treatment, plastic and chipboard, which allow us to achieve the strength characteristics and functionality of our products. Behind the visual lightness of the structures lies reliability and balance. The covering and upholstery of our medical furniture meet the requirements of durability, ease of care and hygiene. Medical furniture of the Hilfe trademark meets all the requirements of state certification.



We provide warranty and post-warranty service and repair of our products.



We can deliver and install your new furniture anywhere in the country or the world using our own vehicles and trained installers.

MEDICAL CABINETS

Series MD 1 / MD 2

The Cabinets are designed for storing medicines, instruments, hospital documents, patient cards in medical centers and hospitals.




SINGLE-DOOR CARINETS

- Rigid, reliable construction of cabinets made of high-quality steel with metal and glass doors 4 mm thick
- Metall doors are equipped with key lock HILFE (2000 combinations)
- Glass doors are equipped with magnetic latches fixing the door in the closed state
- Cabinets are equipped with four metal shelves in cabinets with glass (SG) – two metal, two glass shelves, glass shelf thickness of 5 mm
- Max load per metall shelf – 30 Kg, per glass shelf – 10 Kg
- Height-adjustable supports (the minimum height of the supports is 100 mm, maximum height – 130 mm)
- Standard color: wight (RAL 9016)
- Coating type: powder paint (non-toxic, fireproof, resistant to impacts chips and the effects of chlorine-cotaining drugs)
- Delivered disassembled



Silicon shelf holder for glass shelves

STANDARD
Color: White



RAL 9003*

OPTION: Doors or body color from the manufacturer's palette



RAL 610-1*



RAL 710-1*

MD 1 1650 SS/SG**



Hight, mm	1655/1755***
Width, mm	500
Depth, mm	320
Weight, kg	25/27

MD 1 1657 SS/SG**



Hight, mm	1655/1755***
Width, mm	570
Depth, mm	320
Weight, kg	27/29

MD 1 1760 SS/SG**



Hight, mm	1750/1850***
Width, mm	600
Depth, mm	400
Weight, kg	32/35

* Powder paint (non-toxic, fireproof, resistant to impact chips and exposure to chlorine-containing preparations)

** Modification: SS - upper door - metal, SG - upper door - Glass

*** Hight with adjustable supports

SINGLE-DOOR CABINET WITH FRAME

HILFE



OPTION: TRAISSER



CERTIFIED



MD 1 1650



The MD 1 1650 traisser model can be installed in any singledoor cabinet with a MD frame

MD 1 1760 R

MD 1 1760 R-1



Two metal shelves in lower compartment



In the lower compartment there is one metal shelf and a drawer with ball-bearing slides

Hight, mm	1750/1850*
Width, mm	600
Depth, mm	400
Weight, kg	34

Hight, mm	1750/1850*
Width, mm	600
Depth, mm	400
Weight, kg	35

* Hight with adjustable supports

SWING DOOR CABINETS

- Rigid, reliable construction of cabinets made of high-quality steel with metal and glass doors 4 mm thick
- Metall doors are equipped with key lock HILFE (2000 combinations)
- Glass doors are equipped with magnetic latches fixing the door in the closed state
- Cabinets are equipped with four metal shelves in cabinets with glass (SG) – two metal, two glass shelves, glass shelf thickness of 5 mm
- Max load per metall shelf – 30 Kg, per glass shelf – 10 Kg
- Height-adjustable supports (the minimum height of the supports is 100 mm, maximum height – 130 mm)
- Standard color: wight (RAL 9016)
- Coating type: powder paint (non-toxic, fireproof, resistant to impacts chips and the effects of chlorine-containing drugs)
- Delivered disassembled



Silicon shelf holder for glass shelves

STANDARD
Color: White



RAL 9003*

OPTION: Doors or body color from the manufacturer's palette



RAL 610-1*



RAL 710-1*

MD 2 1670 SS/SG**



Hight, mm	1655/1755***
Width, mm	700
Depth, mm	320
Weight, kg	33/36

MD 2 1780 SS/SG**



Hight, mm	1750/1850***
Width, mm	800
Depth, mm	400
Weight, kg	42/45

* Powder paint (non-toxic, fireproof, resistant to impact chips and exposure to chlorine-containing preparations)

** Modification: SS - upper door - metal, SG - upper door - Glass *** Hight with adjustable supports

SWING DOOR CABINETS WITH FRAMES

HILFE

OPTION: TRAIER

CERTIFIED

MD 1 1650



The model MD 11650 trailer can be installed in any cabinet of the MD line (on a metal shelf)

MD 2 1670



The MD 2 1670 traiser model can only be installed in double-door cabinets (on a metal shelf)

MD 2 1780 R



MD 2 1780 R-1



MD 2 1780 R-5



Hight, mm	1750/1850*
Width, mm	800
Depth, mm	400
Weight, kg	45

Hight, mm	1750/1850*
Width, mm	800
Depth, mm	400
Weight, kg	49

Hight, mm	1750/1850*
Width, mm	800
Depth, mm	400
Weight, kg	53

* Hight with adjustable supports



STEEL CUPBOARDS WITH CHIPBOARD FACADES

HILFE

- Rigid, reliable structure. the body is made of 0.8mm thick steel.
- Facades are made of chipboard with a thickness of 16 mm, laser edge 2 mm thick with a polymer functional layer, provides a zero seam effect and improves the moisture resistance and heat resistance of facade elements
- Upper compartment of cabinets – glass in an aluminum frame and two glass shelves
- Equipped with Hilfe key locks (2000 combinations)
- Supports with height adjustment, H 100 mm, diameter 50 mm
- options: installing the traizer. (see page 8)


CERTIFIED
**Facades
and tops:**

 White wood
(BASE)

**Body
color:**

RAL 9003 white hygienically safe,
corrosion-resistant powder coating


Drawer with ball-bearing slides


 Silicon shelf holder for glass
shelves

MD 1 SHM-SSD



Hight, mm	1750/1850*
Width, mm	600
Depth, mm	400
Load per shef, kg	Glass: 10/metall: 30
Weight, kg	50

* Hight with adjustable supports

MD 2 SHM SSK



Hight, mm	1750/1850*
Width, mm	800
Depth, mm	400
Load per shef, kg	Glass: 10/metall: 30
Weight, kg	70

MD 2 SHM-SSR



Hight, mm	1750/1850*
Width, mm	800
Depth, mm	400
Load per shef, kg	Glass: 10/metall: 30
Weight, kg	58

UTILITY CUPBOARDS (LOCKERS)

- Reinforced rigid structure made of high quality steel with metal doors and ventilation holes
- Key lock HILFE (2000 combinations)
- Door opening side change
- Height-adjustable supports (the minimum height of the supports is 100 mm, maximum height – 130 mm)
- Coating type: powder paint (non-toxic, fireproof, resistant to impacts chips and the effects of chlorine-containing drugs. Vertical partition, three shelves for household equipment, a mop holder, hooks for rags, a crossbar for hangers
- Delivered disassembled



Key lock «HILFE»



Adjustable legs



Crossbar, hooks

MD 1 SHM-SS



2 door hooks



Mop holder

Height, mm	1830/1870*
Width, mm	500
Depth, mm	500
Weight, kg	24

* Height with installed supports

MEDICAL CLOTHS LOCKERS

HILFE
STANDARD
Color: White

RAL 9003*

CERTIFIED
OPTION: Doors or body color from the manufacturer's palette

RAL 610-1*

RAL 710-1*


Ventilation holes



Ventilation holes



Door hook

MD 2 SHM SS



Possibility to change the door opening side

MD 2 SHM



3 side bolt locking system

6 shelves, crossbar

Height, mm	1830/1870**
Width, mm	600
Depth, mm	500
Weight, kg	30

Height, mm	1830
Width, mm	915
Depth, mm	458
Weight, kg	47

* Powder paint (non-toxic, fireproof, resistant to impact chips and exposure to chlorine-containing preparations)

** Height with installed supports



AMBULANCE CAR PATIENT TROLLEY WITH A RECEIVING DEVICE

HILFE

- Material: aluminium alloy
- 4-section bedrest
- Automatically foldable supports
- Four telescopic handles with locking in three positions
- Folding side fences
- Foot limiters
- Unidirectional wheels on the side of the head. Wheel diameter 200 mm


CERTIFIED


Security trap


 Unidirectional wheels with brackets.
Wheel diameter 200 mm


Adjustment of the foot section in 3 positions



Adjustment of the dorsal section in 5 positions




Four telescopic handles with locking in three positions

PATIENT TROLLEY ATK 100



RECEIVING DEVICE ATP 100



INTEGRATION WITH A, B, C CATEGORY CARS



General Dimensions of the Set LxWxH, mm	1970 x 601 x 1212/619*
Dimensions of the lining (frame) in the unfolded state LxWxH, mm	1931 x 583 x 925
Dimensions of the stretcher in the unfolded state: LxWxH, mm	1954 x 600 x 367
Load, kg	200
Bedrest	4-section
Dorsal section angle of inclination	0-85 °
Foot section angle of inclination	0-30 °
Wheels type	2 self-orientating with stopper, 2 unidirectional
Weight, kg	53

* Height in the folded (lower) position with raised fences

PATIENT TRANSPORTATION TROLLEYS

- Frame: square-section steel pipes, reinforced with diagonal struts
- Bumpers are installed on the sides of the trolley frame
- Swivel wheels, self-orienting, 200 mm, made of non-marking grey rubber, two wheels with individual brakes
- Delivered disassembled

TROLLEY MD TBN



Stretcher
color:



RAL 5015*

Hight, mm	825*
Width, mm	735
Depth, mm	2160
Min. doorway to use the cart, mm	750
Bedrest size, mm	1800x660
Headrest angle, degree	0-45°
Max load, kg	170
Weight, kg	38

- Removable stretchers made of steel profile are equipped with rubber handles and legs with plastic tips
- The trolley bed is double-section made of steel, consists of a bed and a headrest
- Headrest is adjustable by angle with the use of «Rastomat» from 0° up to 45°



***OPTION:** MATTRESS NPV 2513 WITH A REMOVABLE VINYL-LEATHER COVER

МАТРАС НПВ 2513



Hight, mm	20
Width, mm	620
Depth, mm	1810
Weight, kg	0.5

- Double section mattress with filler and removable vinyl-leather cover
- Filler – polyurethane foam elastic with a density of 20 kg/m³
- Securely fixed with Velcro
- The cover is 100% waterproof, resistant to hydrolysis, blood, tear and friction.
- Can be treated with any disinfectants, including chlorine-containing (by irrigation and wiping the outside of the cover)

* Height from the floor to the sunbed

PATIENT TRANSPORTATION TROLLEYS

HILFE

 Frame
color:

RAL 7038*

CERTIFIED

TROLLEY MD TBL


 Shockproof
bumpers on 4 sides

Height, mm	845(1130**)
Width, mm	800
Depth, mm	2140
Min. doorway to use the cart, mm	820
Bedrest size, mm	1920x660
Headrest angle, degree	0-45°
Max load, kg	170
Weight, kg	53

- Headrest is adjustable by «Rastomat» mechanism
- Two liftable side rails
- Soft double-section bed, consists of bed and headrest, made of 16mm chipboard and 20 mm foam.
- Cover: artificial leather, semi-soft, blue color, resistant to abrasion and the effects of disinfectants

TROLLEY MD TBL-01


 Shockproof
bumpers on 4 sides

Height, mm	520(840**)/ 840(1040**)
Width, mm	750
Depth, mm	2150
Min. doorway to use the cart, mm	770
Bedrest size, mm	1960x680
Headrest angle, degree	0-45°
Max load, kg	170
Weight, kg	80

- Head-rest is adjustable using «Rastomat» mechanism. Adjustable from 0° upto 45°
- Height adjustment is carried out with the help of a hydraulic drive. Adjustment range from 520 to 840mm
- Two side folding fences
- The soft lounge of the trolley is two-piece, consists of a bed and a headrest. Made of 16 mm thick chipboard and 40 mm thick foam rubber
- Cover: artificial leather, semi-soft, blue color, resistant to abrasion and the effects of disinfectants

* Powder coating (non-toxic, fireproof, resistant to impact, chipping and exposure to chlorine-containing preparations) ** The height of the trolley with raised fences

MEDICAL COUCHES

UPHOLSTERY COLOR:*



IVORY (740)
Basecolor



Grey (800)**



Dark-grey (801)**



Light blue (739)**



White (740)**



Blue (730)**



Orange (735)**



Turquoise (739)**



Light green (710)



CERTIFIED

MD KC



Frame
color:



RAL 9003 ***

Length, mm	1930
Width, mm	670
Hight, mm	560
Headrest adjustment angle	0-45°
Load, kg	180
Weight, kg	30

- Double-Section couch, consists of a bed and a headrest, made of chipboard 16 mm and foam 20 mm,
- The head section is adjustable using «Rastomat» mechanism; angle of inclination from 0° to 45°

MD KC-01



Frame
color:



RAL 9007***

Length, mm	1960
Width, mm	730
Hight, mm	560
Headrest adjustment angle	0-40°
Load, kg	200
Weight, kg	40

- Frame is made of square-section steel pipes
- Legs made of round steel pipes with a diameter of 57 mm
- Double-Section couch, consists of a bed and a headrest, made of chipboard 16 mm and foam 40 mm,
- The head section is adjustable using «Rastomat» (2pcs) mechanism; angle of inclination from 0° to 40°



*OPTION:

HOLDER FOR
DISPOSABLE
ROLLED SHEETS
AND TOWELS
KMM



- Possibility of fastening from two end sides of the MD KS-01 couch (at the same time, disposable rolled sheets and towels can be put on the holder only on the right side)
- A roll of no more than 700 mm is fixed on the product using a screw

* Upholstery: semi-soft artificial leather, resistant to abrasion and disinfectants ** Under the order

*** Powder coating (non-toxic, fireproof, resistant to impact, chipping and exposure to chlorine-containing preparations)

BANQUETTES

HILFE

MD B


 Frame
color:


RAL 9003 *



Length, mm	1500
Width, mm	450
Hight, mm	450
Load, kg	180
Weight, kg	15

MD BS



Length, mm	1500
Width, mm	500
Hight, mm	840
Load, kg	180
Weight, kg	22

- Frame: square-section steel pipes
- Seat is made of chipboard with a thickness of 16 mm with a foam flooring with a thickness of 20 mm. The corners of the seat and back are rounded
- Base color of cover - Ivory

MASSAGE TABLE MT


 Frame
color:


RAL 9007*

Length, mm	1990
Width, mm	690
Hight, mm	625-885
Load, kg	170
Weight, kg	75

- Soft recliner of the 3-section table consists of a bed, two supports for the patient's hands and a headrest. Made of 16 mm thick chipboard and 40 mm thick foam rubber, density 20 kg/m³
- the head section of the bed is adjustable in the angle of inclination by the step mechanism "Rostomat" from -30° to 45°
- two supports for the patient's hands, adjustable in the range of 180°
- height adjustment is carried out using a pedal and an electric drive. Adjustment range from 625 to 885 mm
- the massage table is mounted on four adjustable supports with the possibility of switching to self-orienting wheels, diameter 75 mm, their unmarked grey rubber

* Powder coating (non-toxic, fireproof, resistant to impact, chipping and exposure to chlorine-containing preparations)

MEDICAL TABLES

Manipulation tables are used in laboratories, dressing rooms, diagnostic and treatment rooms. They are convenient for working with sterile products, drugs, solutions in ampoules, vials. Bandages, vaccinations, sampling of tests and so on in a hospital are carried out on a manipulation table.

- Frame is made of a square-section profile pipe
- Drawers with ball-bearing slides, ensure free and smooth movement of drawers even when fully loaded, allow you to extend the drawer to its full length and use 100% of the space, the max load per drawer is 15 kg
- Stamped stainless steel shelves, shelf load 15 kg
- The surface is resistant to impacts, chips, disinfection treatment by wiping
- Equipped with wheels to ensure mobility and ease of operation: 4 self-orienting wheels made of non-marking grey rubber, diameter 50 mm, 2 wheels with brakes

Frame
color:



RAL 9003*



MEDICAL TABLES

HILFE

OPTION: colors for front panel of drawers

RAL 610-1

RAL 710-1



CERTIFIED



Drawers with ball-bearing slides



Swivel wheels non-marking grey rubber



Brandplate



Stamped stainless steel shelves, shelf load 15 kg

MD SM 1



Hight, mm	960
Width, mm	620
Depth, mm	450
Weight, kg	18
Load, kg	15

MD SM 2



Hight, mm	960
Width, mm	620
Depth, mm	450
Weight, kg	28
Load, kg	15

MD SM 6



Hight, mm	960
Width, mm	620
Depth, mm	450
Weight, kg	36
Load, kg	15

BEDSIDE TABLE MD SP N



790-1150 mm



Swivel wheels nonmarking grey rubber

Hight, mm	790-1150
Width, mm	700
Depth, mm	410
Load, kg	20
Weight, kg	12

- Telescopic stand, height adjustment - mechanical by means of a clamping screw with a plastic head
- Two tabletops (one is rotatable) made of 16mm Chipboard, with 5 mm borders around the tabletop
- Equipped with 4 wheels 50 mm with unmarking rubber, two with brakes

* Powder coating (non-toxic, fireproof, resistant to impact, chipping and exposure to chlorine-containing preparations)

MEDICAL TREATMENT TABLES

MD SP treatment tables – useful element for providing medical care. Thanks to the thoughtful design, all the necessary tools and medical equipment are at hand. This facilitates the work of the staff, reduces the amount of mistakes.

- Frame is made of a square-section profile pipe
- Coating type: powder paint (non-toxic, fireproof, resistant to impact, chipping and exposure to chlorine-containing drugs during daily maintenance and cleaning)
- The surface is resistant to impacts, chips, disinfection treatment by wiping
- 4 self-orienting wheels made of non-marking gray rubber, with a diameter of 50 mm, 2 wheels with brakes




Swivel wheel with non-marking rubber with brakes



Swivel wheels non-marking gray rubber



Brandplate



Stamped shelves made of stainless steel (2N, 3N)



Glass shelf 5 mm (2G, 3G)



MD SP 2N



Load per steel shelf

Hight, mm	960
Width, mm	620
Depth, mm	450
Load, kg	15
Weight, kg	9



MD SP 2G



Load per glass shelf

Hight, mm	960
Width, mm	630
Depth, mm	470
Load, kg	10
Weight, kg	12



MD SP 3N

Hight, mm	960
Width, mm	620
Depth, mm	450
Load, kg	15
Weight, kg	12



MD SP 3G

Hight, mm	960
Width, mm	630
Depth, mm	470
Load, kg	10
Weight, kg	16

* Powder coating (non-toxic, fireproof, resistant to impact, chipping and exposure to chlorine-containing preparations)

MEDICAL TREATMENT TABLES


HILFE

 Frame
color:


RAL 9003*



CERTIFIED



SURGICAL TABLE MD CX

Hight, mm	755-1055
Width, mm	435
Depth, mm	560
Load, kg	15
Weight, kg	10

- Designed for storing instruments, devices and other medical equipment used during medical procedures and surgical operations
- Stainless steel stamped shelf 1mm thick. Max load - 15kg
- Table surface is resistant to shocks, chips, means of disinfection treatment by wiping
- Telescopic stand, height adjustment - mechanical by means of a clamping screw with a plastic head



BLOOD SAMPLING TABLE MD SM N

Hight, mm	900
Width, mm	680
Depth, mm	440
Load, kg	50
Weight, kg	10

- Tabletop is made of 16 mm chipboard and 20 mm foam, cover: artificial leather, resistant to abrasion and the effects of disinfectants

* Powder coating (non-toxic, fireproof, resistant to impact, chipping and exposure to chlorine-containing preparations)


BEDSIDE HOSPITAL PEDESTALS

Bedside medical pedestals are designed for storing personal belongings, clothes and documents. Pedestals can be used for medical instruments, small equipment or as a side piece of furniture at the desk and bed.

- Rigid reliable structure
- The Body is made of high-quality steel
- Ball bearing slides for drawers allows full drawer extension to use 100% of the drawer space
- 4 wheels



MD TP-2



Ball-bearing slides



Ergonomic handles



Load per drawer and shelves



Swivel wheels with brakes

Hight, mm	710
Width, mm	420
Depth, mm	490
Weight, kg	16

The upper compartment- drawer, the lower compartment has a door and a shelf. Plastic wheels.

MD TP-1



Hight, mm	710
Width, mm	420
Depth, mm	490
Weight, kg	16

Upper compartment- drawer
Middle compartment Door with shelf
Lower compartment: Niche
Plastic wheels

MD TP-3



Hight, mm	710
Width, mm	420
Depth, mm	490
Weight, kg	13

Upper compartment - Niche; Lower compartment: Door with shelf
Plastic wheels

* Powder coating (non-toxic, fireproof, resistant to impact, chipping and exposure to chlorine-containing preparations)

BEDSIDE HOSPITAL PEDESTALS

HILFE
**Frame
color:**

RAL 9003*
OPTION: colors for front
panel of drawers

RAL 610-1

RAL 710-1

CERTIFIED

MD TP-9

Hight, mm	890 (1150)**
Width, mm	648
Depth, mm	491
Weight, kg	23

Pedestal with rotatable table (360°) Upper compartment - drawer with ball-bearing slides (100% extension) Lower compartment: door with shelf Swivel wheels with non-marking rubber. 5th wheel


OPTION: Door key lock
HILFE (2000 combinations)

 Load per drawer
and shelves

 Swivel wheels with
non-marking rubber
and brakes


Central key lock

MD TP-5



Hight, mm	860
Width, mm	450
Depth, mm	466
Weight, kg	17

Upper compartment - drawer
Middle compartment: Niche
Lower compartment: Door with
shelf Swivel wheels with
nonmarking rubber *

MD TP-4



Hight, mm	700
Width, mm	420
Depth, mm	491
Weight, kg	21

Drawers with ball bearing slides
(100% extension). Central key
lock. Swivel wheels with non-
marking rubber.

* Powder coating (non-toxic, fireproof, resistant to impact, chipping and exposure to chlorine-containing preparations)

** Height with the table raised to the maximum

BEDSIDE MEDICAL PEDESTALS WITH LDSP FASADES

Bedside medical pedestals are designed for storing personal belongings, clothes and documents. Pedestals can be used for medical instruments, small equipment or as a side piece of furniture at the desk and bed.




CERTIFIED

- Rigid, reliable structure. the body is made of 0.8mm thick steel
- Facades are made of chipboard with a thickness of 16 mm, laser edge 2 mm thick with a polymer functional layer, provides a zero seam effect and improves the moisture resistance and heat resistance of facade elements
- Tabletop is made of Chipboard 16 mm
- Swivel wheels with non-marking rubber and brakes
- Drawer with ball-bearing slides

MD TP-6



Drawer with ball-bearing slides and stopper



Front wheels with brakes

COLOR OF FACADES AND TOPS:



The White Tree
(basic)

FRAME COLOR:



RAL 9003*

Hight, mm	715**
Width, mm	423
Depth, mm	496
Weight, kg	20

MD TP-7



Hight, mm	715**
Width, mm	423
Depth, mm	496
Weight, kg	16

MD TP-8



Hight, mm	715**
Width, mm	423
Depth, mm	496
Weight, kg	26

* powder paint (non-toxic, fireproof, resistant to impacts, chips and chlorine-containing preparations) during daily maintenance and cleaning)

** height with wheels installed

CHANGING TABLES FOR NEWBORNS

They are designed to equip doctor offices, halls, waiting areas in children's clinics or maternity hospitals. They allow you to carry out any hygienic procedures, swaddle or change the baby's clothes.



CERTIFIED

MF TD-100.1



Hight, mm	1000
Width, mm	1000
Depth, mm	700
Set	1 shelf, mattress
Weight, kg	48

MF TD-100.2

Цвет
ЛДСП:

Белый



Hight, mm	1000
Width, mm	1000
Depth, mm	700
Set	1 shelf, mattress, swing doors- 2 pcs.
Weight, kg	52

- Made of laminated Chipboard with a thickness of 16 mm, the end parts of the table are edged with a PVC edge with a thickness of 2 mm
- Shelf for diapers and baby clothes made of Chipboard 16 mm, load 25 kg
- 20 mm thick mattress is included, a vinyl-leather cover will protect the surface of the mattress and table from excessive moisture and dirt
- Plastic supports protect the floor from damage

MF TD 85S



Frame
color:



RAL 9003*

Hight, mm	960
Width, mm	850
Depth, mm	720
Set	shelf
Weight, kg	-

- The frame is made of profiled metal pipe
- Changing bed made of ABS plastic 4 mm, mounted on a 16 mm thick chipboard support shelf (hidden under a plastic bed)
- Shelf for diapers and children's clothing made of chipboard 16 mm, load 25 kg
- Height-adjustable footrests, adjustment range up to 10 mm
- 20 mm thick mattress is included, a vinyl leather cover will protect the surface of the mattress and table from excessive moisture and dirt

* white, hygienically safe corrosion-resistant powder coating

MEDICAL TRIPODS

HILFE

 Frame
color:

RAL 9003*

CERTIFIED

- The stand is made of steel tube
- The base beams are made of polyamide; the base is dismantable
- Plastic wheels with a diameter of 50 mm



MEDICAL TRIPOD MDP-01 (KM SHDV)



2 bottle holders (ext. the upper diameter is 85 mm, the lower diameter is 43 mm) and 2 hooks for infusion bags

External dimensions, mm (HxWxD)	1190-1900x592x592
Load, kg	5
Weight, kg	2



MEDICAL TRIPOD MDS-01 (KM SHDV-1)



2 holders (inner diameter of rings - 90 mm, lower - 35 mm)

External dimensions, mm (HxWxD)	1130-1810x592x592
Load, kg	5
Weight, kg	2.3



MEDICAL TRIPOD SHDV-2



2 bottle holders (ext. the upper diameter is 85 mm, the lower diameter is 43 mm) and 2 hooks for infusion bags

External dimensions, mm (HxWxD)	1094-1804x592x592
Load, kg	5
Weight, kg	2



MEDICAL SHIRM MBS

Frame is made of a pipe with a diameter of 18 mm, it is equipped with a device for connecting the required number of sections to each other, wheels with a diameter of 50 mm

External dimensions, mm (HxWxD)	1800x740x510
Load, kg	-
Weight, kg	4

FIRST AID KITAMD

 Frame
color:

RAL 9003*


AMD-39

Hight, mm	390
Width, mm	300
Depth, mm	160
Weight, kg	2,5



AMD-39G

Hight, mm	390
Width, mm	300
Depth, mm	160
Weight, kg	3



AMD-33

Hight, mm	360
Width, mm	300
Depth, mm	167
Weight, kg	3

* Powder coating (non-toxic, fireproof, resistant to impact, chipping and exposure to chlorine-containing preparations)

ULTRAVIOLET BACTERICIDAL AIR RECIRCULATOR IRRADIATOR


CERTIFIED

Used for disinfection of indoor air, as well as constant maintenance of aseptic conditions in the presence of people. They are recommended for use in children's institutions, institutions of household services and the service sector.

- Disinfection of air is carried out in the process of its flow through an area with ultraviolet lamps using fans
- The radiation source is three bactericidal ozone-free ultraviolet lamps with a power of 15 watts
- Equipped with a replaceable filter that filters the incoming air flow (the package includes: three replaceable air filters and one replaceable carbon filter)
- The working chamber is made of stainless steel and provides effective bactericidal treatment of the air flow up to 99.1%
- The housing design reliably protects personnel from ultraviolet radiation, while allowing easy and safe access to replace the filter and lamps
- The electronic power supply unit preheats the electrodes of ultraviolet lamps, ensures their «soft» start, thereby increasing the service life
- The light indicators on the control panel display the operating status of the lamps and fans. In case of an unacceptable deviation of the operating parameters, the recirculator is automatically switched off and the error code is displayed on the display
- The time spent by the lamps is recorded using a digital four-digit counter, which allows you to fix the total operating time in hours and save the available information

U-3M MOBILE



External dimensions, mm (HxWxD):	1010x372x625
Weight, kg:	14
Bacterial efficiency, %:	99,1
Filter	there is
Lamp quantity:	3
Power of one lamp, Wt:	15
Lamp life, h:	9000
Power consumption, Wt	55
Power cable length, m	4
Power supply, V/Hz	220±10%/50
Grounding	there is
Efficiency, m³/hour:	ut to 100
Warranty:	1 year

U-3 WALL MOUNTED



External dimensions, mm (HxWxD):	770x372x112
Weight, kg:	9,8
Bacterial efficiency, %:	99,1
Filter	there is
Lamp quantity:	3
Power of one lamp, Wt:	15
Lamp life, h:	9000
Power consumption, Wt	55
Power cable length, m	4
Power supply, V/Hz	220±10%/50
Grounding	there is
Efficiency, m³/hour:	ut to 100
Warranty:	1 год

AIR STERILIZER

H40 GP-40-01

Used for sterilization with dry hot air of products made of heat-resistant materials – surgical instruments, glassware and other medical products.



CERTIFIED

КТРУ 32.50.12.190-00000028 КБМН: 173090

- Efficient cooling, without cold air supply
- Easy to connect and operate
- Automatic temperature control and maintenance
- The operating modes and the selected program are displayed on the digital display
- Uniform temperature distribution over the chamber volume
- Overheating protection device
- Low power consumption
- The chamber and the elements in contact with the sterile instrument are made of corrosion-resistant steel
- Platinum temperature sensor
- Reliable operation and competitive price

Programm	Temperature, °C	Time, min.
Sterilization 180 °C	180	60
Sterilization 160 °C	160	150
Disinfection	120	45
Custom	fom 50 to 220	up to 960



Overall dimensions of the sterilizer, excluding the handle (HxWxD, mm)	525×702×469
Internal dimensions of the useful volume of the sterilizer's working chamber (HxWxD, mm)	295×550×263
Overall dimensions of stainless steel shelves (LxW, mm)	547×242
Weight	30 kg
Useful volume of the sterilizer chamber	40 l
Power consumption	2 kWt
Sterilizer cooling time	102 minutes
Sound power level	67 dBa
Type of cooling	Air cooled
Number of shelves	2
Type of load	Horizontal
Opening and closing the doors of the sterilization chamber	Manual
Maximum deviations of the sterilization temperature in the loaded sterilization chamber	± 3 °C
Sterilization temperature, maximum	220 °C
Maximum exposure time in the chamber	960 minutes
Overheating protection device	yes
Control method	automatic
Number of modes	4
A digital indicator showing the current temperature in the chamber	yes
A digital indicator showing the time remaining until the end of the cycle	yes
The «Unloading» indicator and the sound signal	yes

THERMOSTAT SAFES

semiconductor type


VALBERG

Designed for storage of narcotic drugs, psychotropic substances and their precursors for medical use, subject to control



CERTIFIED

Frame
color:



RAL 9003*

CONFIGURATION OPTIONS

KL

EL (OPTION)

Two key locks
KABA MAUER
(3 keys included)



Electronic combination lock
PS 610/E36 + key lock KABA
MAUER

**TS-3/12**

For rooms of 1, 2, 3
and 4 categories

TS-3/12

Modification ASK 30
For temporary storage
locations

**TS-3/25**

For rooms of 1, 2, 3
and 4 categories

**TS-3/50**

For rooms of 1, 2, 3
and 4 categories

**TS-3/25**

Modification
Fort-M 1385.3

MODEL	Burglary resistance, class	Independent thermostate, pcs	Volume, l			Размер внешние, мм			Set			Bolts, pcs	Weight, kg
			Total	Cooled	Not cooled	H	W	D	KL	KL+ EL	Shelf		
TS 3/12	3	1	12	12	-	680	510	510	1	1	-	7	136
TS 3/12 model ASK 30	1	1	8	8	-	410	440	380	1	1	1	4	74
TS 3/25	3	1	25	25	-	850	510	510	2	1+1	1	8	160
TS 3/25 model Fort M 1385.3	3	2	150	2x25=50	4x25=100	1500	850	512	2	1+1	1	12	760
TS 3/50	3	1	50	50	-	1170	510	510	2	1+1	1	12	760

* white structured enamel

MEDICAL SHELVING

Series CTM MS

- Easy assembly using bolts without nuts
- Shelves are reinforced with a stiffening rib, which ensures their strength

Frame
color:



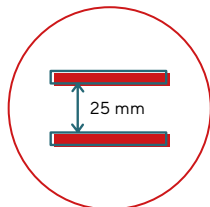
RAL 7038*



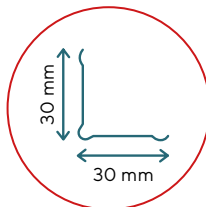
CERTIFIED



Plastic saddle



Shelf
Adjustment



Profile
STANDART



Load per
Shelf



Load per
Shelving

CTM MS 185/100X30 (4 SHELVES)



CTM MS 200/100X30 (6 SHELVES)



CTM MS 220/100X30 (6 SHELVES)



Single rack

CTM MS 185/100x30/40/60 (4 shelves)

Hight, mm	1850
Length, mm	1000
Depth, mm	300/400/600

Disomountable rack

CTM MS KD 160 KD/70x30 (4 shelves)

Hight, mm	1550
Length, mm	700
Depth, mm	300

Single rack

CTM MS 200/100x30/40/60 (6 shelves)

Hight, mm	2000
Length, mm	1000
Depth, mm	300/400/600

Disomountable rack

CTM MS KD 185 KD/70x30 (4 shelves)

Hight, mm	1800
Length, mm	700
Depth, mm	300

Single rack

CTM MS 220/100x30/40/60 (6 shelves)

Hight, mm	1850
Length, mm	1000
Depth, mm	300/400/600

Disomountable rack

CTM MS KD 200 KD/100x30/40/50/60 (4 shelves)


Hight, mm	1950
Length, mm	1000
Depth, mm	300/400/500/600

* powder paint (non-toxic, fireproof, resistant to impact, chipping and exposure to chlorine-containing preparations) during daily maintenance and cleaning)

USEFULL INFORMATION

Article:	Name	Package dimensions (W/D/H)	q-ty of boxes	Brutto weight, kg	Nett weight, kg
MEDICAL CUPBOARD MD 1 AND MD 2 SERIES					
S26199201001	Cupboard MD 11650/SS	1650x545x100	1	28	25
S26199201501	Cupboard MD 11650/SG	1650x560x110	1	29	27
S26199202001	Cupboard MD 11657/SS	1650x610x110	1	29	27
S26199202501	Cupboard MD 11657/SG	1650x610x110	1	31	29
S26199203001	Cupboard MD 2 1670/SS	1640x390x150	1	37	35
S26199203501	Cupboard MD 2 1670/SG	1645x395x170	1	38	36
S26199204001	Cupboard MD 11760/SS	1745x630x120	1	34	32
S26199204501	Cupboard MD 11760/SG	1745x630x120	1	37	35
S26199205001	Cupboard MD 2 1780/SS	1740x460x155	1	44	42
S26199205501	Cupboard MD 2 1780/SG	1740x465x165	1	47	45
S26199206000	Cupboard MD 11760 R	1745x630x120	1	37	35
S26199206100	Cupboard MD 11760 R-1	1745x630x120	1	43	41
S26199207000	Cupboard MD 2 1780 R	1735x460x190	1	47	45
S26199207100	Cupboard MD 2 1780 R-1	1740x465x180	1	51	49
S26199207500	Cupboard MD 2 1780 R-5	1740x465x180	1	55	53
S26199209100	Cupboard MD traizer 1650	465x285x250	1	5.1	4.6
S26199209200	Cupboard MD traizer 1670	665x290x240	1	7	6.5
S26199301501	Cupboard MD 1 SHM-SS	1860x545x130	1	28	26
S26199302101	Cupboard MD 2 SHM-SS	1860x590x100	1	32	30
S26199302201	Cupboard MD 2 SHM	1860x525x165	1	49	47
S26199206300	Cupboard MD 1 SHM-SSD	1740x640x120	1	53	50
S26199206400	Cupboard MD 2 SHM-SSK	1740x470x180	2	77	75
S26199206500	Cupboard MD 2 SHM-SSR	1740x470x180	2	61	59
MEDICAL TRANSPORTATION CARTS					
S26599020601	Medical transportation carts MD TBN	2120x710x210	1	43	41
S26599020701	Medical transportation carts MD TBL	2130x710x160	1	47	45
S26599020801	Medical transportation carts MD TBL-01	2200x750x340	1	83	80
MEDICAL COUCHES					
S26599020101	Couch MD KC	2120x720x105	1	31	30
S26599021401	Couch MD KC-01	1990x745x145	1	43	40
MEDICAL BANQUETTES					
S26599020201	Banquette MD B	1535x480x95	1	16	15
S26599020301	Banquette MD BC	1530x515x115	1	23	22
HOSPITAL PEDESTALS					
S26199401101	Pedestal MD TP-1	860x515x130	1	17	16
S26199402201	Pedestal MD TP-2	860x515x130	1	17	16
S26199403301	Pedestal MD TP-3	860x515x130	1	15	14
S26199404401	Pedestal MD TP L-4	840x510x110	1	23	22
S26199404501	Pedestal MD TP L-5	840x510x110	1	19	17
S26199404601	Pedestal MD TP L-6	860x515x130	1	22	20
S26199404701	Pedestal MD TP L-7	860x515x130	1	18	16
S26199404801	Pedestal MD TP L-8	840x510x110	1	28	26
S26199404901	Pedestal MD TP L-9	685x515x225	1	25	23
MEDICAL TABLES					
S26199501001	Medical table MD SM N	865x455x80	1	11	10
S26299010102	Medical table MD SM 1	1150x480x95	1	19	18
S26299010902	Medical table MD SM 2	1166x482x140	1	30	28
S26299010202	Medical table MD SM 6	1160x500x210	1	37	33
S26299021401	Medical table MD SP N	750x460x180	1	13	12
S26299020201	Medical table MD SP 2N	930x630x70	1	10	9
S26299021201	Medical table MD SP 2G	1040x640x70	1	13	12
S26299021301	Medical table MD SP 3N	1035x640x100	1	13	12
S26299020301	Medical table MD SP 3G	1035x640x100	1	18	17
S26299021501	Medical table MD CX	590x460x110	1	11	10

WARRANTY: 2 YEARS



IF YOU HAVE ANY QUESTIONS, PLEASE CONTACT OUR REPRESENTATIVE